Software Instruction

Contents

01 Login

02 Setting

03 Analyse

04 Note

Login

* The login screen has three different identity .
* The initial password is empty.
* Different login identity has different rights to operate.

Setting

System Setting

* Parameters
* **Initialize**
* Change Passport
* Backup Or
  Restore Database

Basical Setting

* Checkpoint
* Person
* Event
* ReaderNum.
* Route
* Plan

Initialize

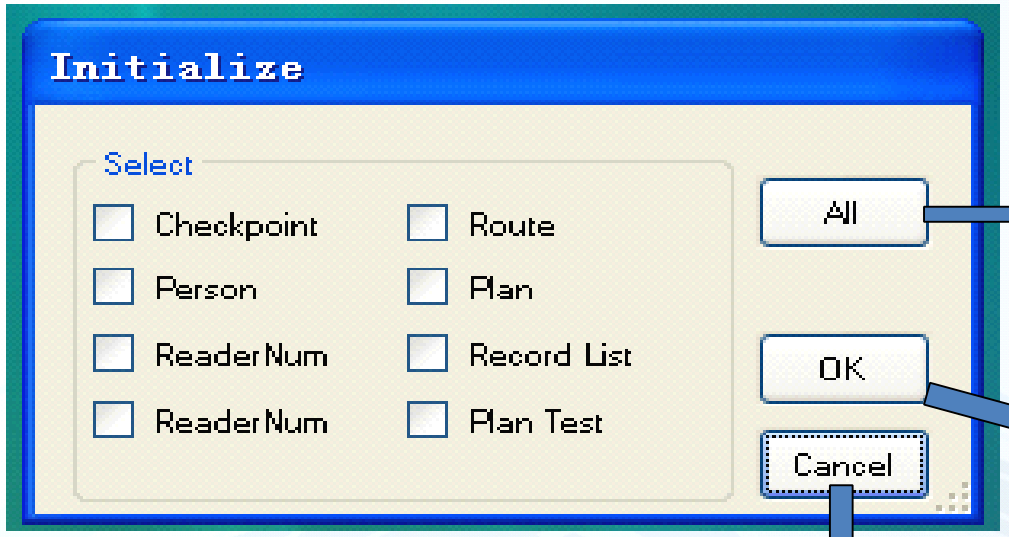

Choose the data you want to delete, then the system will recover to the first use.

Sure to delete

Without any operation, return to the previous screen

Change Passport

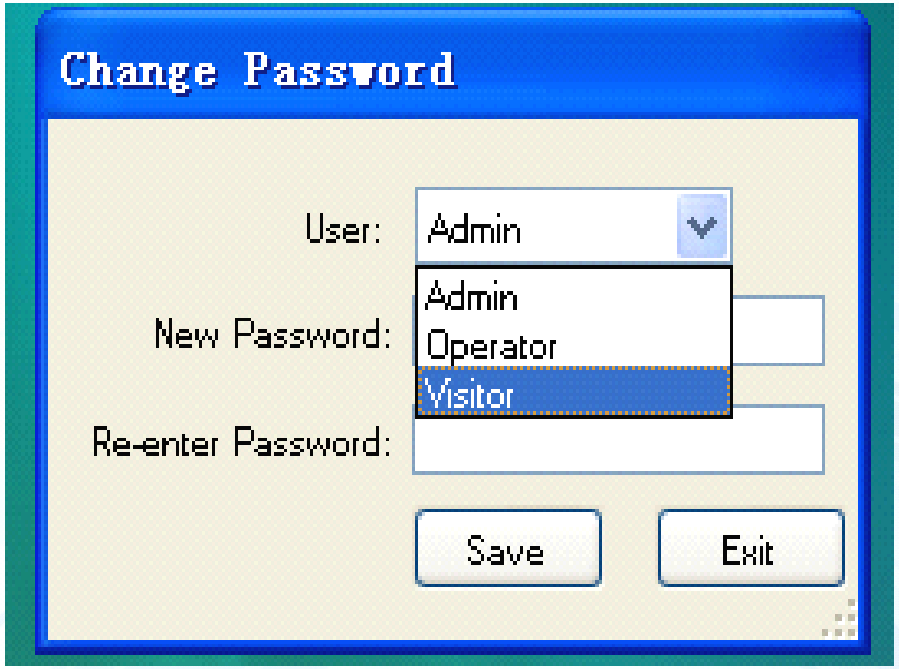

Admin have the rights to change all the passport, but the other two identify only can change the passport for themselves.

Backup Or Restore Database

- All the data, including the checkpoint, person, event, line, plan and the readings, can backup. Storage format is APF2.
- Restore the database will restore all the data.
- It will be reminded no matter whether the restore is success or not.

Checkpoint Setting

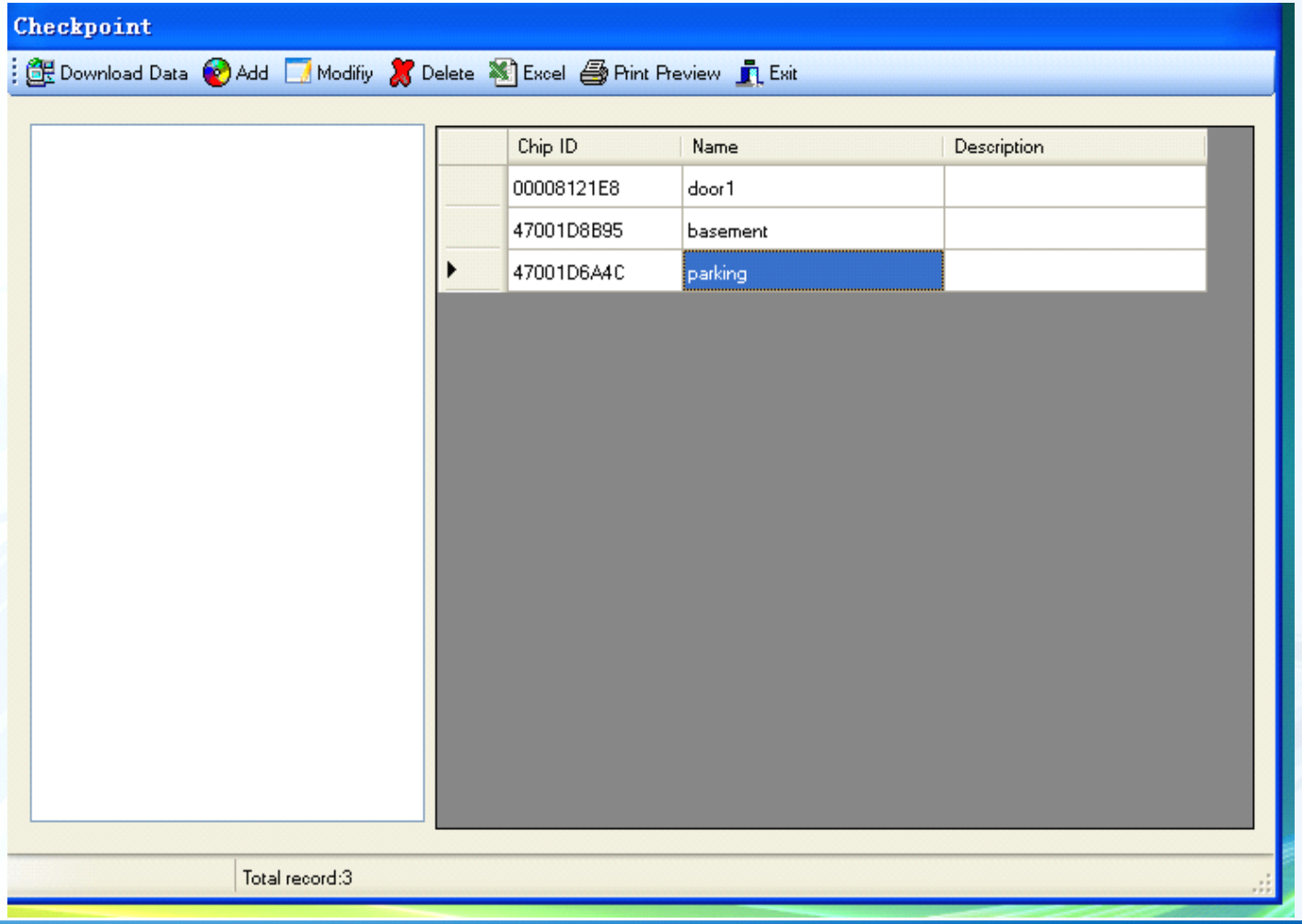

- Steps

1,Click the basical setting → Checkpoint

2, Click "data download "can get the readings.

3, The ID number is unique and get automatically.

4, Click "modify" to change the name and add the description as you like.

5, click "delete", jump out of a dialog box requiring your confirm to delete. One time only delete one ID.

6, If you need, data can be guided in electronic form or print it directly.

Person Setting

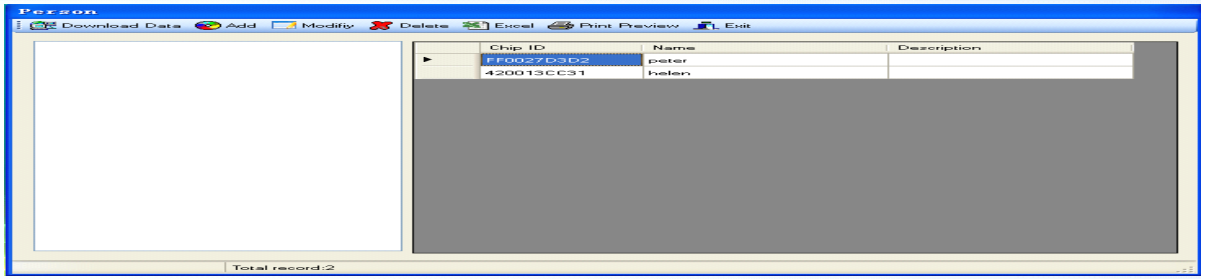

Event Setting

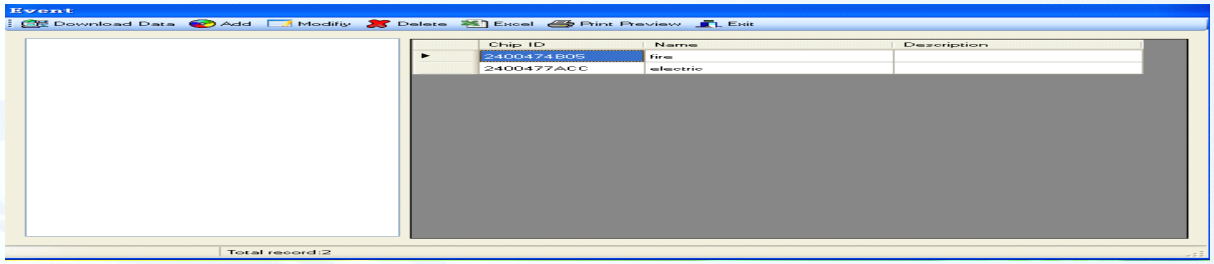

ReaderNum. Setting

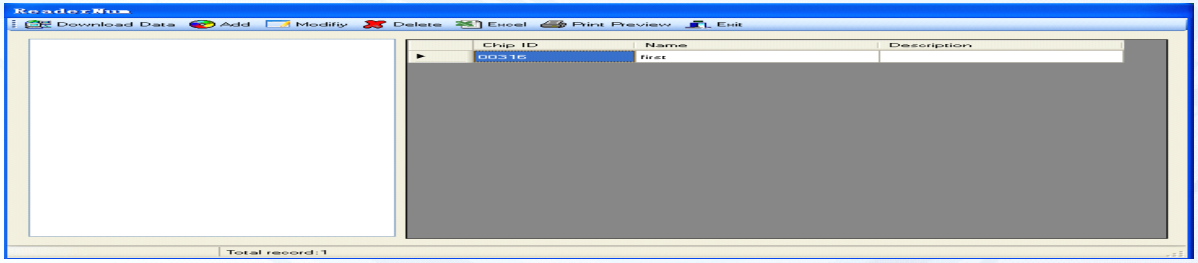

All these operations of setting are as the same as the steps of checkpoint.

Route Setting

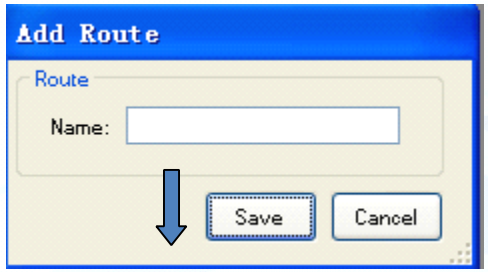

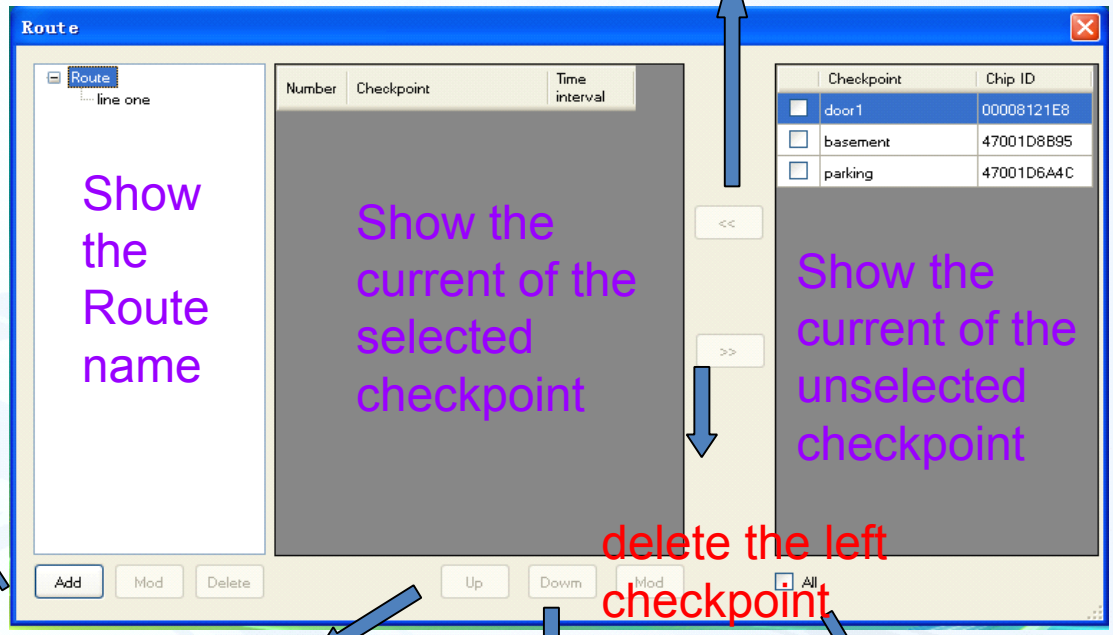

Show the Route name

Show the current of the selected checkpoint

Show the current of the unselected checkpoint

The right checkpoit select to the left

delete the left checkpoint

Add the route' name(the name cannot repeat)

change the place of the checkpoint, up a place

change the place of the checkpoint, down a place

Choose all the current checkpoit or not choose all.

Plan Setting

Delete the selected plan

Can Derived data and print preview

Week: choose the days need inspection.

Route: select a plan route

Start time:the time to start plan

End time: the time to end plan

Partrol schedul: the needed time for patroling the route

Breaking time: the rest time after partol

Time error:allowed error time

Sequence Reques: whether patrol as the route plan

Plan apply

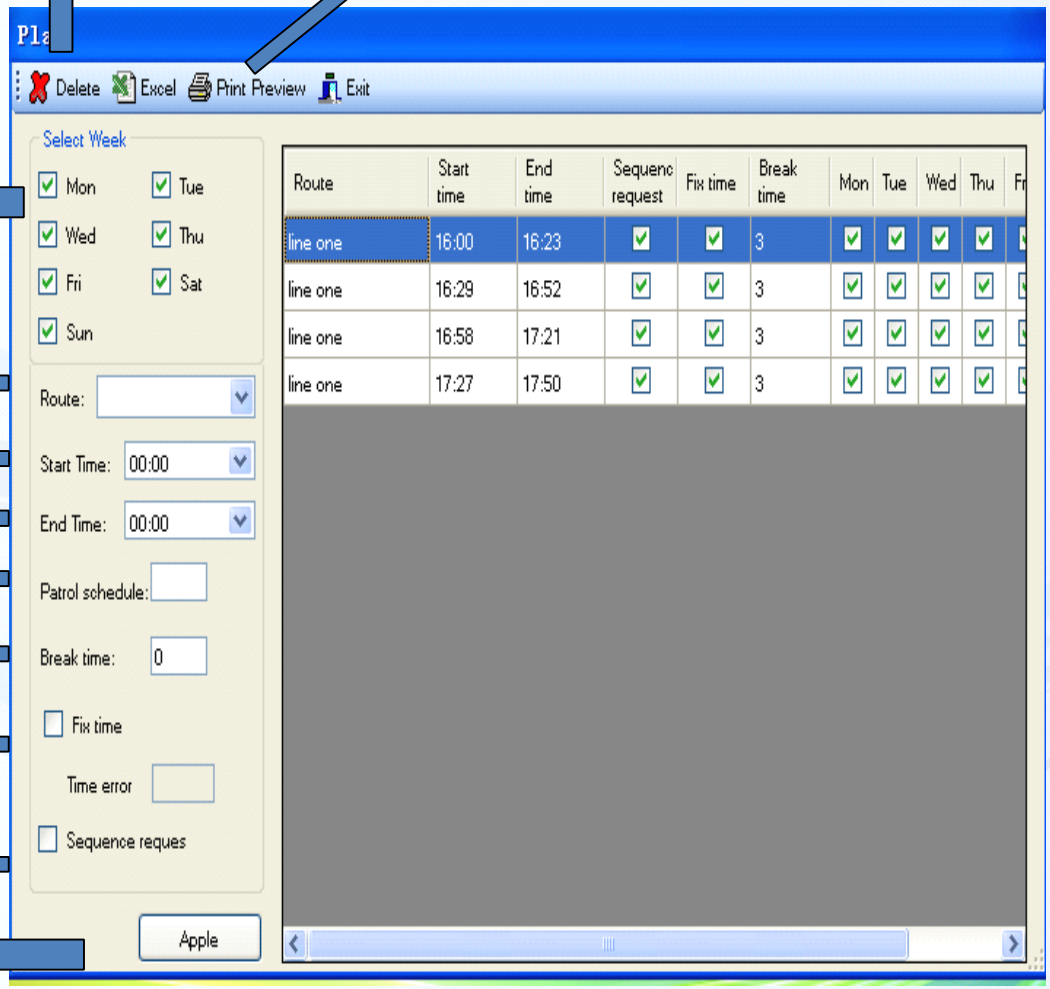

3, Data Analysis

- Reading data

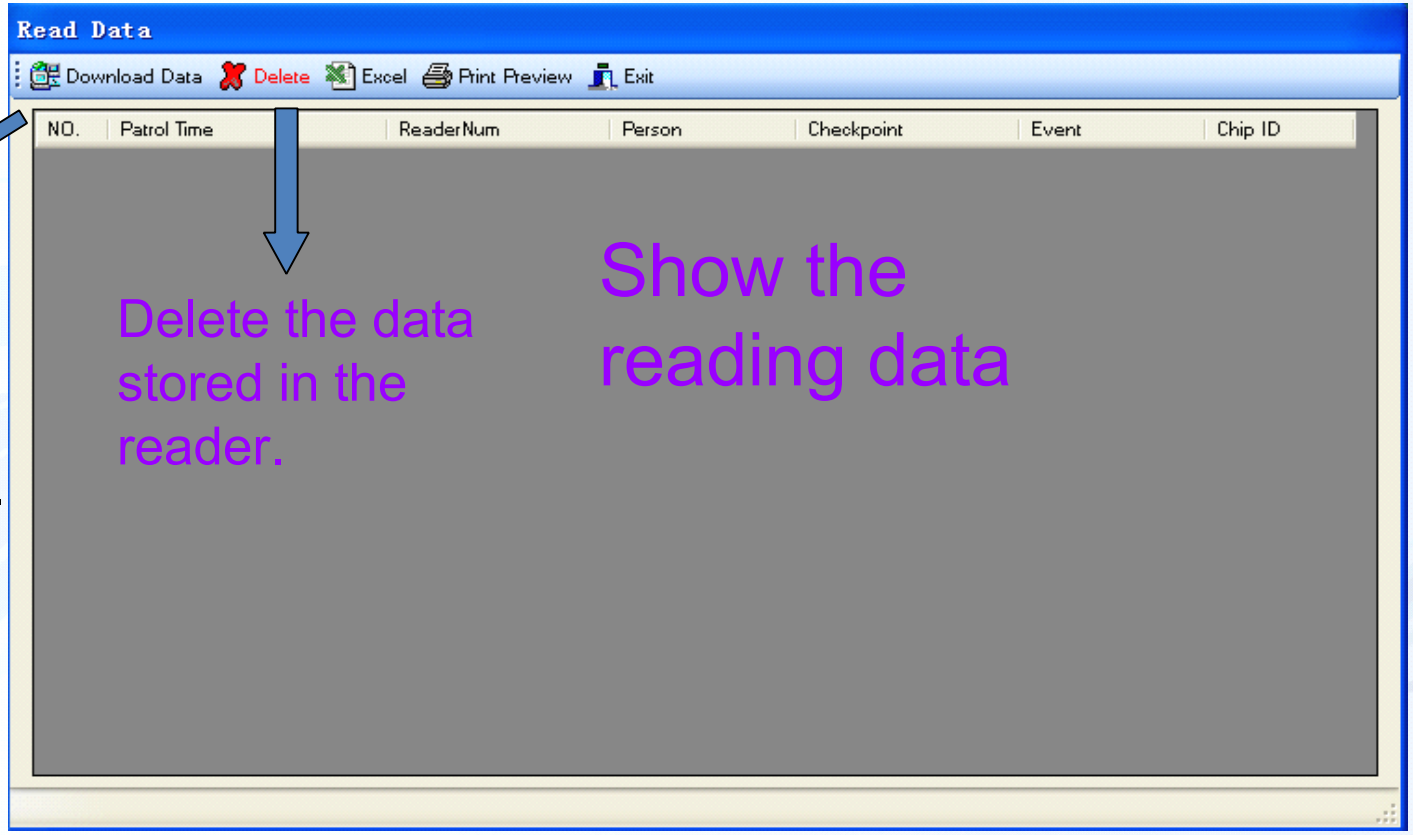

After connect with computer, click here, getting the dataautomatic.

Delete the data stored in the reader.

Show the reading data

.Plan Report

- Click "data operator" → "plan report"

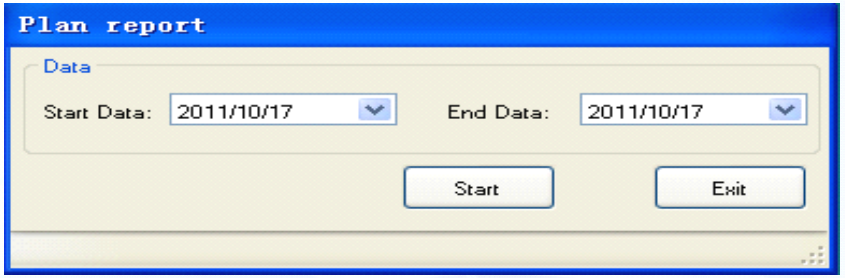

* Setting the start time and end time, then you only can analysis the data during that time.

* As analysis takes times, please not set the periods of the time too long.

* Analysis is due to the reading records and the setted plan to see wheather the readings are as the plan required. The result will be viewed at the "plan test".

Plan Test

Choose the checkpoint to analysis

list sequence, can choose from the dropdown

A is for ascending, D is for descending

The list will be required to display according to record.

Plan test

Data Query | Excel | Print Preview | Chart statistics | Exit

Filter By

Date/Time: 2011/10/01 00:00 — 2011/10/17 17:11

Route:

Checkpoint:

Person:

Status:

Sort By

1: Date/Time A

2: Route A

Show the record

Route	Plan Date	Plan Time	Checkpoint	ReaderNum	Person	Event	Patrol Time	Status
line one	2011-10-14	16:00	parking					Not yet arrived
line one	2011-10-14	16:09	door1					Not yet arrived
line one	2011-10-14	16:14	basement					Not yet arrived
line one	2011-10-14	16:29	parking					Not yet arrived
line one	2011-10-14	16:38	door1					Not yet arrived
line one	2011-10-14	16:43	basement					Not yet arrived
line one	2011-10-14	16:58	parking	first			2011-10-14 17:13:44	Late
line one	2011-10-14	17:07	door1	first			2011-10-14 17:13:40	Late
line one	2011-10-14	17:12	basement	first			2011-10-14 17:13:42	On time
line one	2011-10-14	17:27	parking	first	peter		2011-10-14 17:24:36	On time
line one	2011-10-14	17:36	door1	first	peter		2011-10-14 17:27:12	Arrived early
line one	2011-10-14	17:41	basement	first	peter		2011-10-14 17:27:07	Arrived early
line one	2011-10-17	16:00	parking					Not yet arrived
line one	2011-10-17	16:09	door1					Not yet arrived
line one	2011-10-17	16:14	basement					Not yet arrived

Total Record:21 (Note: If in front of Plan Time adds '#' the expression is the second day)

Data Output To Excel Form

	A	B	C	D	E	F	G	H	I	J
1	Route	Plan Date	Plan Time	Checkpoint	ReaderNu	Person	Event	Patrol Time	Status	
2	line one	2011/10/14	16:00	parking					Not yet arrived	
3	line one	2011/10/14	16:09	door1					Not yet arrived	
4	line one	2011/10/14	16:14	basement					Not yet arrived	
5	line one	2011/10/14	16:29	parking					Not yet arrived	
6	line one	2011/10/14	16:38	door1					Not yet arrived	
7	line one	2011/10/14	16:43	basement					Not yet arrived	
8	line one	2011/10/14	16:58	parking	first			2011-10-14 17:13:44	Late	
9	line one	2011/10/14	17:07	door1	first			2011-10-14 17:13:40	Late	
10	line one	2011/10/14	17:12	basement	first			2011-10-14 17:13:42	On time	
11	line one	2011/10/14	17:27	parking	first	peter		2011-10-14 17:24:36	On time	
12	line one	2011/10/14	17:36	door1	first	peter		2011-10-14 17:27:12	Arrived early	
13	line one	2011/10/14	17:41	basement	first	peter		2011-10-14 17:27:07	Arrived early	
14	line one	2011/10/17	16:00	parking					Not yet arrived	
15	line one	2011/10/17	16:09	door1					Not yet arrived	
16	line one	2011/10/17	16:14	basement					Not yet arrived	
17	line one	2011/10/17	16:29	parking					Not yet arrived	
18	line one	2011/10/17	16:38	door1					Not yet arrived	
19	line one	2011/10/17	16:43	basement					Not yet arrived	
20	line one	2011/10/17	16:58	parking					Not yet arrived	
21	line one	2011/10/17	17:07	door1					Not yet arrived	
22	line one	2011/10/17	17:12	basement					Not yet arrived	
23										
24										

Print Priview

Your Company name appered here

Guard Tour System xxxx company name

Plan test

Date/Time range from: 2011-10-01 00:00

To: 2011-10-17 17:11

Plan Time	Checkpoint	ReaderNum	Person	Event	Patrol Time	Status
Route:line one		Plan Date:2011-10-14				
16:00	parking					Not yet arrived
16:09	door1					Not yet arrived
16:14	basement					Not yet arrived
Route:line one		Plan Date:2011-10-14				
16:29	parking					Not yet arrived
16:38	door1					Not yet arrived
16:43	basement					Not yet arrived
Route:line one		Plan Date:2011-10-14				
16:58	parking	first			2011-10-14 17:13:44	Late
17:07	door1	first			2011-10-14 17:13:40	Late
17:12	basement	first			2011-10-14 17:13:42	On time
Route:line one		Plan Date:2011-10-14				
17:27	parking	first	peter		2011-10-14 17:24:36	On time
17:36	door1	first	peter		2011-10-14 17:27:12	Arrived early
17:41	basement	first	peter		2011-10-14 17:27:07	Arrived early
Route:line one		Plan Date:2011-10-17				
16:00	parking					Not yet arrived
16:09	door1					Not yet arrived
16:14	basement					Not yet arrived
Route:line one		Plan Date:2011-10-17				
16:29	parking					Not yet arrived
16:38	door1					Not yet arrived
16:43	basement					Not yet arrived
Route:line one		Plan Date:2011-10-17				
16:58	parking					Not yet arrived
17:07	door1					Not yet arrived
17:12	basement					Not yet arrived

Chart statistics

Guard Tour System xxxx company name

Plan test Checkpoint record

Date/Time range from:	2011-10-01 00:00
To:	2011-10-17 17:11

Checkpoint Record

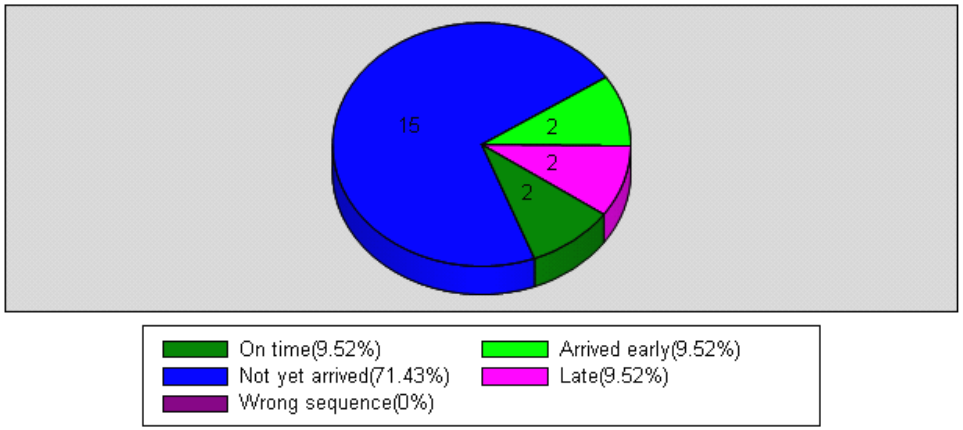

Route Read

Choose the requirement to analysis

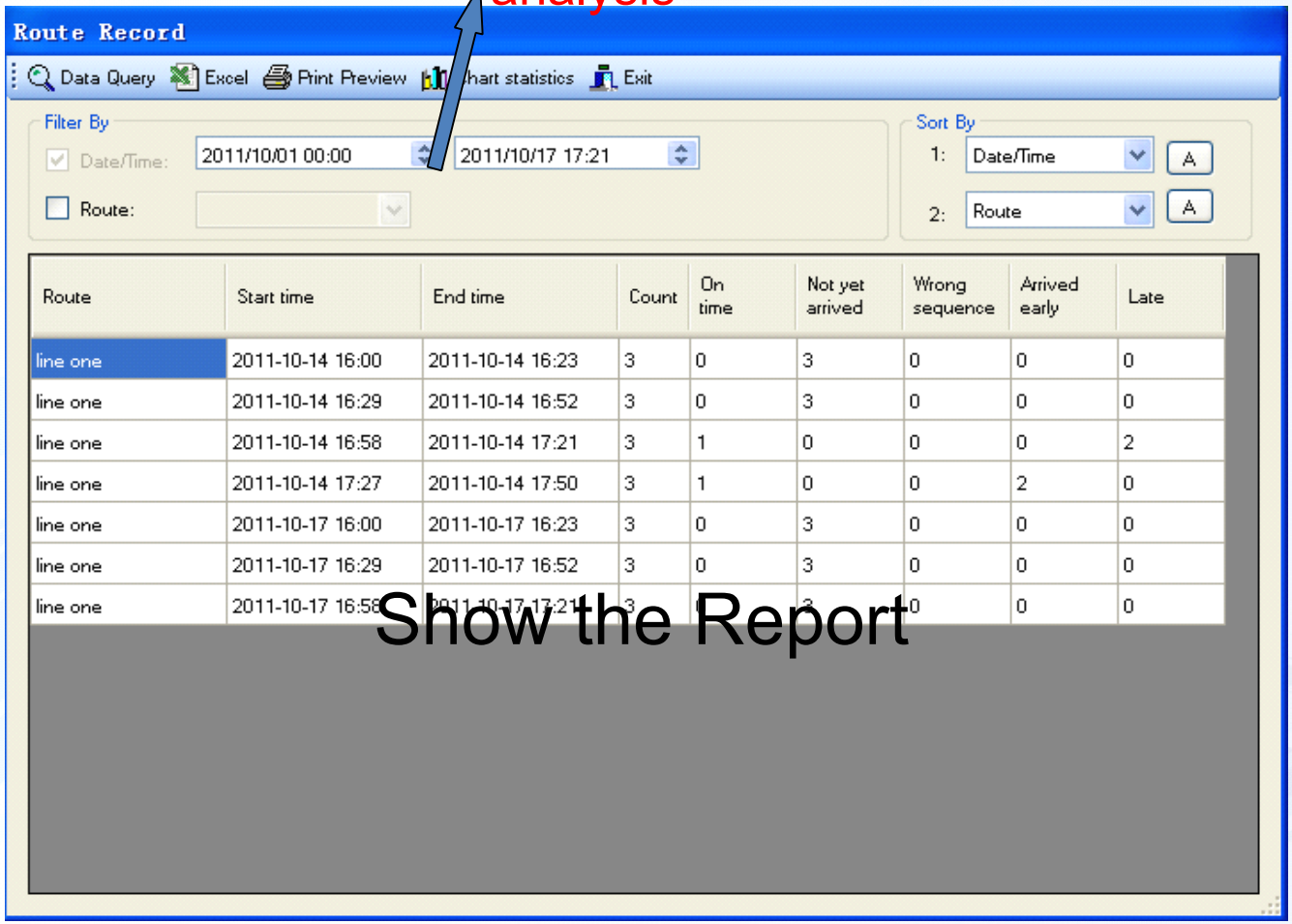

Route	Start time	End time	Count	On time	Not yet arrived	Wrong sequence	Arrived early	Late
line one	2011-10-14 16:00	2011-10-14 16:23	3	0	3	0	0	0
line one	2011-10-14 16:29	2011-10-14 16:52	3	0	3	0	0	0
line one	2011-10-14 16:58	2011-10-14 17:21	3	1	0	0	0	2
line one	2011-10-14 17:27	2011-10-14 17:50	3	1	0	0	2	0
line one	2011-10-17 16:00	2011-10-17 16:23	3	0	3	0	0	0
line one	2011-10-17 16:29	2011-10-17 16:52	3	0	3	0	0	0
line one	2011-10-17 16:58	2011-10-17 17:21	3	[illegible]	3	0	0	0

Show the Report

Route Record Chart Satistics

Guard Tour System xxxx company name

Route Record Chart statistics

Date/Time range from 2011-10-01 00:00

To: 2011-10-17 17:21

Route:line one
Type:Fix time,Sequence
Count:3
Start time:2011-10-14 16:00
End time:2011-10-14 16:23

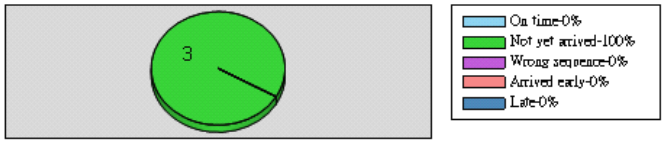

Route:line one
Type:Fix time,Sequence
Count:3
Start time:2011-10-14 16:29
End time:2011-10-14 16:52

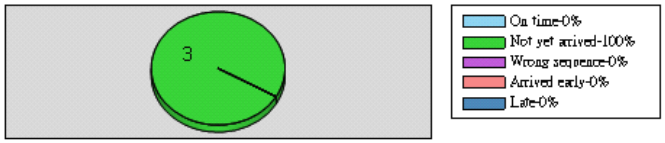

Route:line one
Type:Fix time,Sequence
Count:3
Start time:2011-10-14 16:58
End time:2011-10-14 17:21

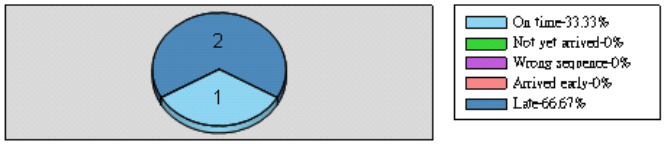

Route:line one
Type:Fix time,Sequence
Count:3
Start time:2011-10-14 17:27
End time:2011-10-14

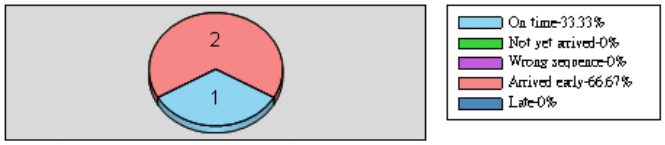

Note

1, Connect computer by USB port, no need to install USB driver.

2, During operate, date must be seperated by "/" or "-". If you use".", it may have errors when you restore or analysis the data.

THANKS